



No. RDOF 411/21

Date: 20/07/2021

Circular

This is for information of all concerned that a letter with regard to 'curtailing avoidable expenditure: 20% reduction in controllable expenditure', as enclosed, vide no. F.36-1/2021 TS.III dated 30.06.2021 has been received by the Institute from The Ministry of Education, New Delhi.

Relevant document is circulated for compliance by all concerned as far as practicable.


This is issued with the approval of the competent authority.


Enclo: As stated above

Sd/-
(Prof. Rana Roy)
Registrar (Acting)

Copy forwarded for information and necessary action to:

- 1) Private Secretary to the Director
- 2) All Deans/ Head of the Departments/Schools/Centres
- 3) All Officers
- 4) Institute Website


(Prof. Rana Roy) 20-07
Registrar (Acting) 20 21



No.F. 36-1/2021 TS.III
Government of India
Ministry of Education (Shiksha Mantralaya)
Department of Higher Education
NIT Division



Shastri Bhawan, New Delhi
Dated the 30th June, 2021

To

The Director,
31 National Institutes of Technology and IEST Shibpur

Subject: Curtailing avoidable expenditure : 20% reduction in controllable expenditure - reg.

Madam/Sir,

I am directed to refer to Director (Finance) communication dated 2nd June, 2021 forwarding therewith Department of Expenditure's O.M. No. 7(1)E.Coord/2020 dated 10th June, 2021 regarding curtailing all avoidable non-scheme expenditure and aim for 20% reduction in controllable expenditure.

2. The Budget Estimates for Financial Year 2021-22 under the Scheme 'Support to NITs and IEST' has been curtailed from Rs.1325.00 crore to Rs.1065.04 crore under OH-31. Since, funds amounting to Rs.306.50 crore have already been disbursed to NITs & IEST under OH-31 during the first quarter of the current financial year, funds to the tune of Rs.758.54 crore (including HEFA) would, accordingly be available for disbursement during the next three quarters of the financial year. Therefore, Budget allocation of NITs and IEST Shibpur under OH-31 is also curtailed accordingly.

3. In light of the above, all NITs and IEST Shibpur are requested to review and curtail the avoidable expenditure under the heads indicated in the above communication.

Yours faithfully,

Indrajit Kuril

Under Secretary to the Govt. of India

Tel : 011- 23384159

Encl: As above.

Register
DR (Finance)
For Confirmation
12.5.20

F. No. 23011/05/2021-IF.I
Government Of India
Ministry Of Education
Department Of Higher Education
IF.I Section


Dated 21st June, 2021

Subject: Curtailing avoidable expenditure: 20% reduction in controllable expenditure.-reg

Kindly find enclosed O.M No. 7 (1). E.Coord/2020 dated 10.06.2021 received from Department of Expenditure, wherein it is requested that all Ministries/Departments should take steps to curtail all avoidable non-scheme expenditure and aim for 20% reduction in controllable expenditure. Expenditure in FY 2019-20 is to be taken as the baseline for this purpose.

2. All the Bureaus are therefore requested to direct the Autonomous and Subordinate Bodies under their purview to review and curtail the avoidable expenditure under the heads indicated by M/o Finance and aim for 20% expenditure in controllable expenditure. Data pertaining to Non-scheme OH-wise expenditure in the Object heads indicated by M/o Finance and Budget Line wise status of expenditure under OH-31 is also enclosed for reference.

Encl. as above


(Anil Kumar)
Director (Finance)

All Bureau Heads

AS (TE) 883243
AS (CW) 883243 (1)
JS (HE) 883243 (2)
JS (ICC) 883243 (3)
JS (Language) 883243 (4)
JS (Admin) 883243 (5)
EA (HE) 883243 (6)

No.7(1)E.Coord 2020
Government of India
Ministry of Finance
Department of Expenditure

North Block, New Delhi
Dated the 10th June, 2021

Office Memorandum


Subject: Curtailing avoidable expenditure: 20% reduction in controllable expenditure.

The Government has decided all Ministries Departments should take steps to curb wasteful avoidable expenditure and aim for 20% reduction in controllable expenditure. The Department of Expenditure has been directed to review the progress in the matter

2. Therefore, all the Ministries Departments are requested to take steps to curtail all avoidable non-scheme expenditure and aim for 20% reduction in controllable expenditure, in compliance of the above decision. Expenditure in 2019-20 may be taken as the baseline for this purpose. A suggestive list of object heads of controllable expenditure is attached.

3. Expenditure related to containment of the Covid-19 pandemic is excluded from the scope of this order.

4. This issues with the approval of Finance Secretary.


(Thanglemlian)

Joint Secretary to the Government of India

1. Secretaries to the Government of India
2. All Financial Advisers of Ministries/Departments

Encl: Suggestive List of Object Heads.

A Suggestive List of Object Heads and their Codes under which expenditure Shall be controlled

Code	Description
03	Overtime allowance
05	Rewards
11	Domestic Travel Expenses
12	Foreign Travel Expenses
13	Office Expenses
14	Rents, Rates and Taxes
15	Royalty
16	Publications
20	Other Administrative Expenses
21	Supplies and Materials
23	Cost of Ration
24	POL
25	Clothing and Tentage
26	Advertising and Publicity
27	Minor Works, Maintenance
30	Service or Commitment Charges
31	Grants-in-aid General
32	Contribution
50	Other Charges

883276(7)/2021/IF-I

OBJECT HEAD	ACTUALS 2019-20	ACTUALS 2020-21	BE 2020-21	DESIRED EXP 2021-22 (80% of 2019-20)	ACTUALS 2021-22	BALANCE
	1	2	4	3	5	6
3	0		0.4071	0		0
11	2.05	0.88	3.355	1.64	0.05	1.59
12	0.38	0.12	2.37	0.3		0.3
13	32.09	27.39	30.8929	25.67	3.71	21.96
16	2.17	5.94	3.605	1.73	0.09	1.64
20	2.93	1.66	5.75	2.34	0.1	2.24
21	0.04		0.1	0.03		0.03
26	0.32	2.18	7.8	0.26		0.26
27	0.87	0.45	3.1	0.69		0.69
31	10650.8	10779.5	11250.74	8520.66	2701.07	5819.59
50	18.23	13.06	29.105	14.58	2.02	12.56
TOTAL	10709.88	10831.18	11337.225	8567.9	2707.04	5860.86

at (IIMs)	346.92	389.22	379	173.07	277.54	104.47
nty Educational Institutions (NCMEI)	4.21	4.02	4.15	1.05	3.37	2.32
e in humanities and social sciences	114.95	90.98	136.3		91.96	91.96
l Engineering, Mumbai	22.97	22.97	19.9	9.7	18.38	8.68
Planning and Administration (NIEPA)	22.74	18.1	22.3	1	18.19	17.19
l Teachers Training and Research (NITTTRs)	51.35	59.12	52	28	41.08	13.08
	26.02	21.12	27	7.36	20.82	13.46
lanning and Architecture	43.75	43.75	65	4.95	35	30.05
chnology	2746.91	2856.96	3161.12	706.11	2197.53	1491.42
l Science Education & Research (ISER)	386.86	399.12	300	66.06	309.49	243.43
cience (IISc) Bangalore	231.99	233.98	235.65	58.63	185.59	126.96
cience (IISc) Bangalore - Centre for Nano- Science	12.19	10	10.4		9.75	9.75
l Information Technology (Allahabad, Gwalior,	81.65	93.66	86.35	19.53	65.32	45.79
l Technology (NITs) & IIST	1331.29	1312.45	1325	306.5	1065.04	758.54
l	2002.9	1811.84	2233.2	539.78	1602.32	1062.54
	10647.8	10776.58	11245.86	2701.07	8518.21	5817.14

	2019-20 Actuals	2020-21 Actuals	2021-22 BE	2021-22 Exp as on date	Limit for 2021- 22 as 80% of Actuals of 2019- 20	Balance for FY 2021-22
Establishment						
languages, Mysore (Bhatia Bhasha Sansthan)	0.81	0.3	2.1		0.65	0.65
Technical Terminology	2.25	2.6	2.41		1.8	1.8
			0.35			0
			0.02			0
	3.06	2.9	4.88		2.45	2.45
Autonomous Bodies						
Education (AICTE)	435	385	416	110	348	238
tribal Universities	0.43	0.5	2	0.5	0.34	-0.16
Open universities	100	107.5	103	20	80	60
Including SLIET, NERIST, NIFT Ranchi, CIT	124.52	124	122.35		99.61	99.61
es	2.5	1.66	1		2	2
	3.73	2.88	5	1	2.98	1.98
Institute of Translation			40			0
ug, Bombay, Calcutta, Kanpur and Chennai	7.21	6.78	8.25	1.37	5.77	4.4
esh		1.3	4	1		-1
by Central Govt	98.02	84.82	51	12.75	78.42	65.67
languages	214.73	214.96	228	25.81	171.78	145.97
	2161.08	2348.05	2077.01	572.07	1728.86	1156.79
	50	108	106	29.82	40	10.18
Institutions for Book Promotion	23.84	23.84	24.88	5.01	19.07	14.06

S.No.		2019-20 Actuals	2020-21 Actuals	2021-22 BE	2021-22 Exp as on date	Limit for 2021 22 as 80% of Actuals of 2019- 20	Balance for FY 2021-22
Establishment							
1	Central Institute of Indian Languages, Mysore (Bhatia Bhasha Sansthan)	0.81	0.3	2.1		0.65	0.65
2	Commission for Scientific and Technical Terminology	2.25	2.6	2.41		1.8	1.8
3	Directorate of Hindi			0.35			0
4	Secretariat-Social Services			0.02			0
	Total-Est	3.06	2.9	4.88		2.45	2.45
Autonomous Bodies							
1	All India Council for Technical Education (AICTE)	435	385	416	110	348	238
2	Andhra Pradesh & Telangana Tribal Universities	0.43	0.5	2	0.5	0.34	-0.16
3	Assistance to IGNOU & State open universities	100	107.5	103	20	80	60
4	Assistance to other institutes including SLIET, NERIST, NIFT Ranchi, CIT	124.52	124	122.35		99.61	99.61
5	Association of Indian Universities	2.5	1.66	1		2	2
6	Auroville Management	3.73	2.88	5	1	2.98	1.98
7	Bharatiya Bhasha University & Institute of Translation			40			0
8	Board of Apprenticeship Training, Bombay, Calcutta, Kanpur and Chennai	7.21	6.78	8.25	1.37	5.77	4.4
9	Central University Andhra Pradesh		1.3	4	1		-1
10	Deemed Universities Promoted by Central Govt	98.02	84.82	51	12.75	78.42	65.67
11	Grants for Promotion of Indian Languages	214.73	214.96	228	25.81	171.78	145.97
12	Grants to Central Universities	2161.08	2348.05	2077.01	572.07	1728.86	1156.79
13	Grants to IMS (BHU), CU	50	108	106	29.82	40	10.18
14	Grants to National Book Trust/ Institutions for Book Promotion	23.84	23.84	24.88	5.01	19.07	14.06

883276(7)/2021/IF-I

15	Indian Institutes of Management (IIMs)	346.92	389.22	379	173.07	277.54	104.47
16	National Commission for Minority Educational Institutions (NCMEI)	4.21	4.02	4.15	1.05	3.37	2.32
17	National Initiative for Excellence in humanities and social sciences	114.95	90.98	136.3		91.96	91.96
18	National Institute for Industrial Engineering, Mumbai	22.97	22.97	19.9	9.7	18.38	8.68
19	National Institute of Education Planning and Administration (NIEPA)	22.74	18.1	22.3	1	18.19	17.19
20	National Institutes of Technical Teachers Training and Research (NITTTRs)	51.35	59.12	52	28	41.08	13.08
21	Setting up IITs in PPP Mode	26.02	21.12	27	7.36	20.82	13.46
22	Setting up of New Schools of Planning and Architecture	43.75	43.75	65	4.95	35	30.05
23	Supp to Indian Institutes of Technology	2746.91	2856.96	3161.12	706.11	2197.53	1491.42
24	Support to Indian Institute (s) of Science Education & Research (IISER)	386.86	399.12	300	66.06	309.49	243.43
25	Support to Indian Institute of Science (IISc) Bangalore	231.99	233.98	235.65	58.63	185.59	126.96
26	Support to Indian Institute of Science (IISc) Bangalore - Centre for Nano- Science and Engineering	12.19	10	10.4		9.75	9.75
27	Support to Indian Institute(s) of Information Technology (Allahabad, Gwalior, Jabalpur and Kanchipuram)	81.65	93.66	86.35	19.53	65.32	45.79
28	Support to National Institute of Technology (NITs) & IIST	1331.29	1312.45	1325	306.5	1065.04	758.54
29	University Grants Commission	2002.9	1811.84	2233.2	539.78	1602.32	1062.54
	TOTAL Autonomous Bodies	10647.8	10776.58	11245.86	2701.07	8518.21	5817.14