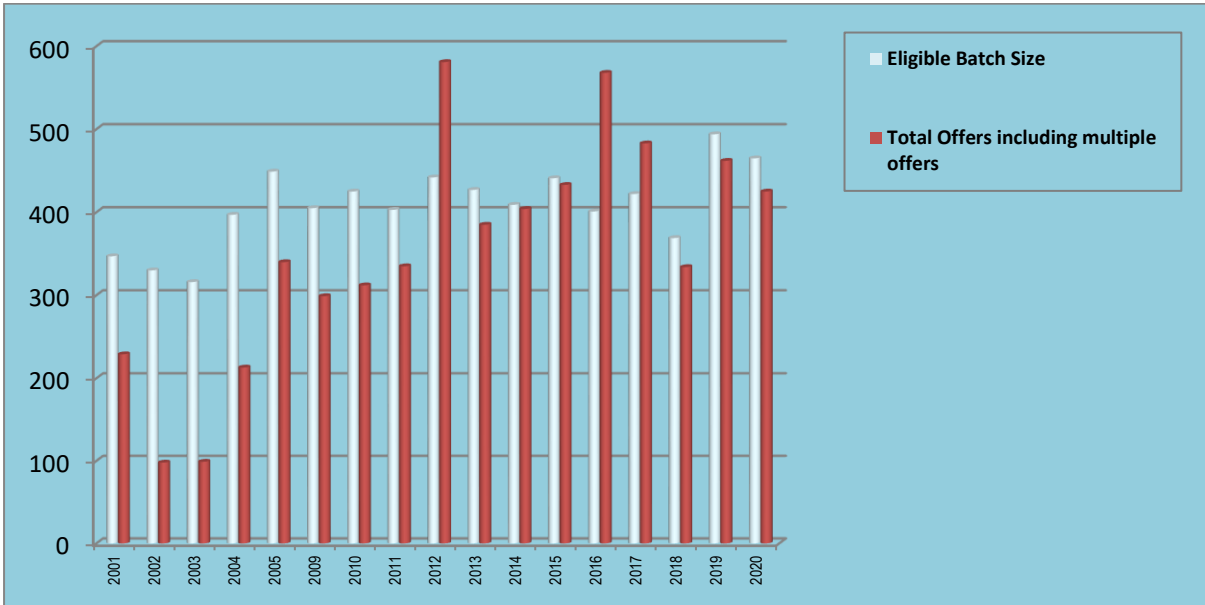
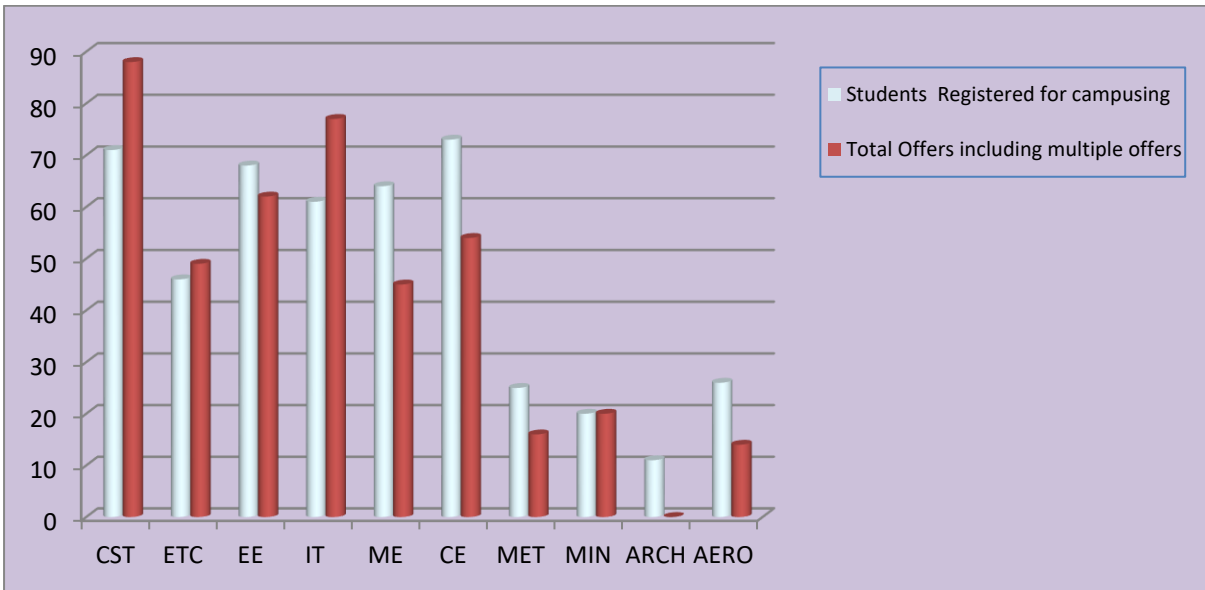


**Placement Statistics (As on 31.10.2020)**

**IIEST-Shibpur : Year-wise Eligible Batch Size vs. Total Offers made through On/Off-Campus Process for UG placement**



**IIEST-Shibpur : Eligible Batch Size vs. Total Offers made through On/Off-Campus Process for UG placement : 2020 pass-out batch**

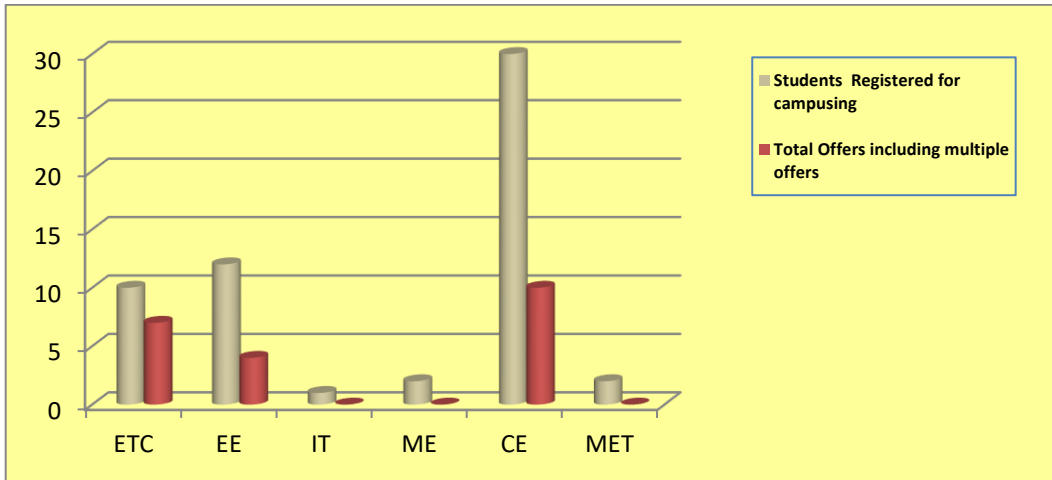


**Department Wise Placement Statistics of UG students of 2020 passout batch**

As On 31.10.2020

Department	CST	ETC	EE	IT	ME	CE	MET	MIN	ARCH	AERO	Total
Interested / Eligible Batch Size	71	46	68	61	64	73	25	20	11	26	465
No. Of selection processes held	60	50	57	53	48	36	27	24	4	18	
Total No. of Offers for UG	88	49	62	77	45	54	16	20	0	14	425
Students who might have secured jobs under individual initiatives / joined higher studies and not placed through campus process	6	10	20	9	23	33	15	6	11	14	

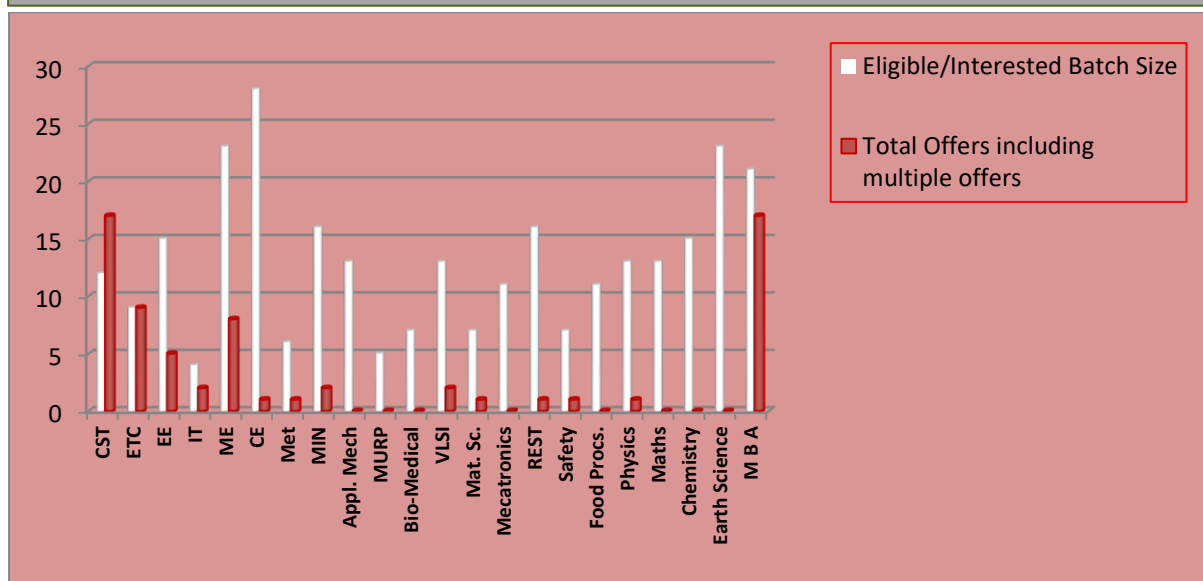
**IIEST-Shibpur : Eligible Batch Size vs. Total Offers made through On/Off-Campus Process for Dual Degree placement : 2020 pass-out batch**



**IIEST Shibpur: Placement Statistics of Dual Degree students of 2020 passout batch  
As On 31.10.2020**

Department	ETC	EE	IT	ME	CE	MET	Total
<b>Interested / Eligible Batch Size</b>	10	12	1	2	30	2	57
<b>No. Of selection processes held</b>	19	18	22	10	11	9	
<b>Total No.of Offers for DD</b>	7	4	0	0	10	0	21
<b>Students who might have secured jobs under individual initiatives / joined higher studies and not placed through campus process</b>	5	8	1	2	23	2	

**IEST-Shibpur : Year-wise Eligible Batch Size vs. Total Offers made through On/Off-Campus Process for PG placement – 2020 pass-out batch**



**IEST Shibpur : Placement Statistics of PG students of 2020 passout batch**

As On 31.10.2020

Department	Interested / Eligible Batch Strength	No. Of selection processes held	Total No. of Offers for PG	Students who might have secured jobs under individual initiatives / joined higher studies and not placed through campus process
CST	12	25	17	5
ETC	9	17	9	4
EE	15	16	5	11
ICE	4	22	2	2
ME	23	11	8	18
CE	28	10	1	27
MET	6	7	1	5
MIN	16	8	2	15
Appl Mech	13	9	0	13
ARCH	5	2	0	5
Bio-Medical	7	7	0	7
VLSI	13	10	2	11
Mat Science	7	7	1	6
Mechatronics	11	9	0	11
REST	16	6	1	15
Safety	7	6	1	6
FOOD PROCESS	11	2	0	11
PHYS	13	3	1	12
MTHS	13	5	0	13
CHEM	15	2	0	15
EARTH SCIENCE	23	1	0	23
M B A	21	10	17	10
<b>TOTAL</b>	<b>288</b>		<b>68</b>	