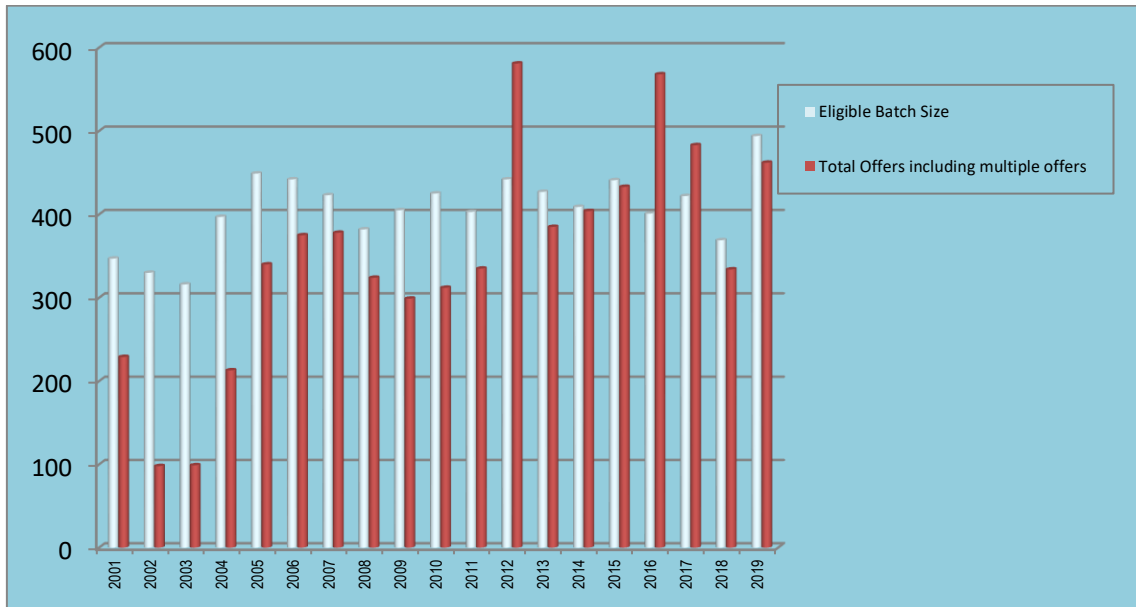
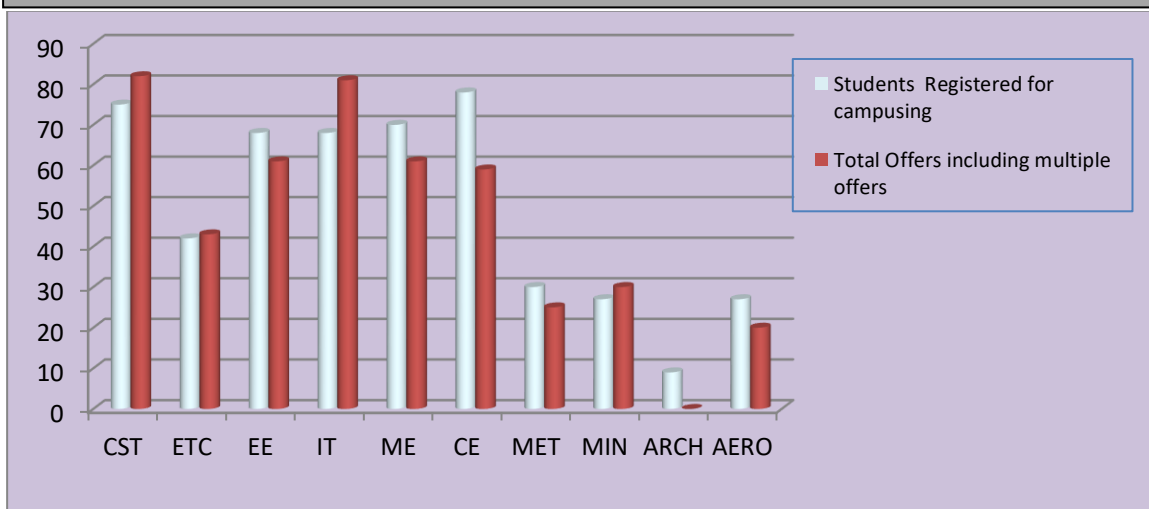


Placement Statistics 2019

IIEST-Shibpur : Year-wise Eligible Batch Size vs. Total Offers made through On/Off-Campus Process for UG placement



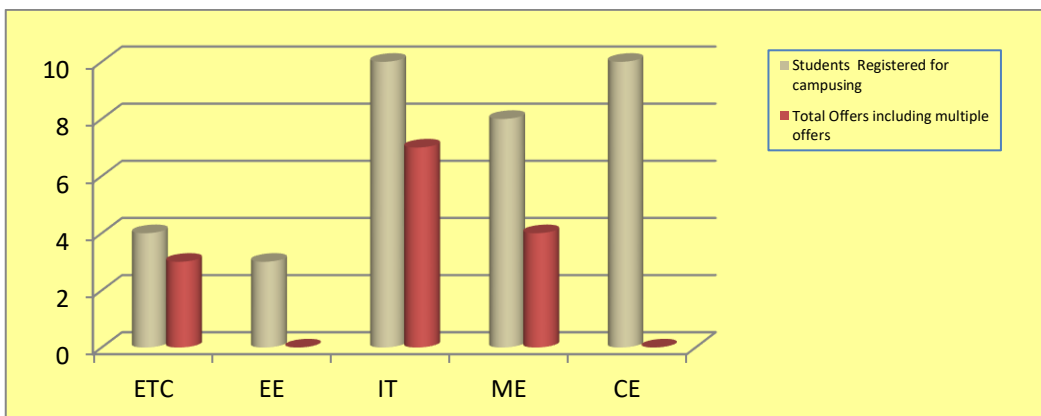
IIEST-Shibpur : Eligible Batch Size vs. Total Offers made through On/Off-Campus Process for UG placement : 2019 pass-out batch



IIEST-Shibpur : Department-wise Placement Statistics of UG students of 2019 pass-out batch

Department	CST	ETC	EE	IT	ME	CE	MET	MIN	ARCH	AERO	Total
Interested / Eligible Batch Size	75	42	68	68	70	78	30	27	9	27	494
No. Of selection processes held	55	48	53	54	51	40	28	23	5	18	
Total No.of Offers for UG	82	43	61	81	61	59	25	30	0	20	462
Students who might have secured jobs under individual initiatives / joined higher studies and not placed through campus process	21	16	25	17	22	36	14	5	9	15	

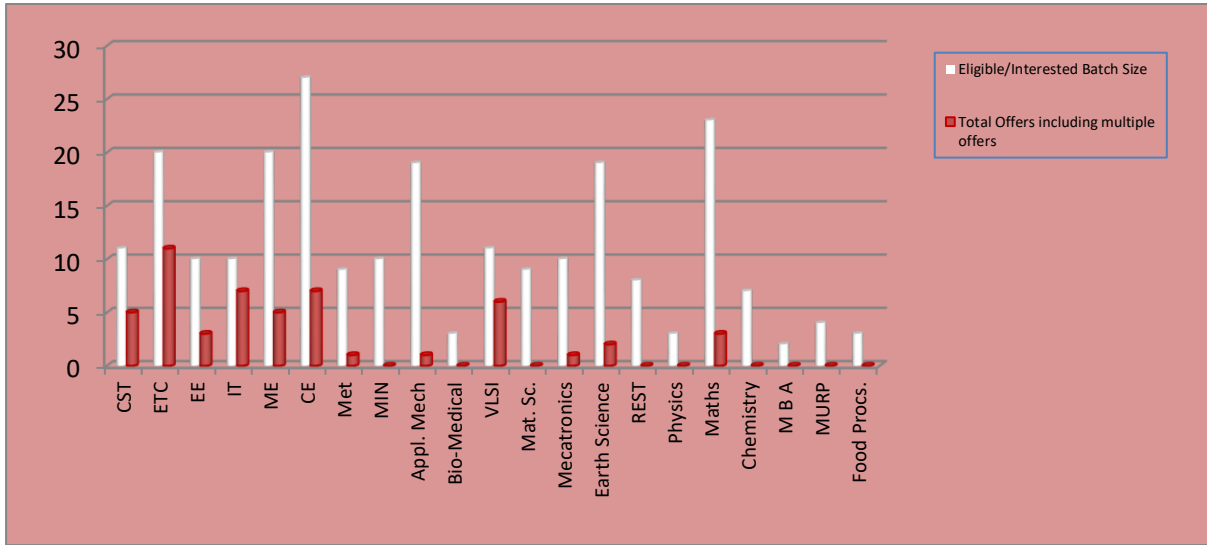
IEST-Shibpur : Eligible Batch Size vs. Total Offers made through On/Off-Campus Process for Dual Degree placement : 2019 pass-out batch



Department Wise Placement Statistics of Dual Degree students of 2019 passout batch

Department	ETC	EE	IT	ME	CE	Total
Interested / Eligible Batch Size	4	3	10	8	10	35
No. Of selection proceses held	25	23	30	16	14	
Total No.of Offers for DD	3	0	7	4	0	14
Students who might have secured jobs under individual initiatives / joined higher studies and not placed through campus process	1	3	5	5	10	

IEST-Shibpur : Year-wise Eligible Batch Size vs. Total Offers made through On/Off-Campus Process for PG placement – 2019 pass-out batch



IEST-Shibpur : Placement Statistics of PG students of 2019 pass-out batch

Department	Interested / Eligible for placement	No. Of selection processes held	Total no. of offers	Students who might have secured jobs under individual initiatives / joined higher studies and not placed through campus process
CST	11	33	5	8
ETC	20	24	11	11
EE	10	21	3	7
ICE	10	31	7	5
ME	20	16	5	17
CE	27	18	7	20
MET	9	11	1	8
MIN	10	9	0	10
Applied Mechanics	19	9	1	18
Arch.	4	1	0	4
Safety	3	7	0	3
VLSI	11	20	6	5
Mat.Sc.	9	10	0	9
Mechatronics	10	19	1	9
REST	8	8	0	8
Food Processing	3	1	0	3
Physics	3	4	0	3
Maths	23	11	3	20
Chemistry	7	3	0	7
Earth Science	19	4	2	17
MBA	2	0	0	2
Total	238		52	