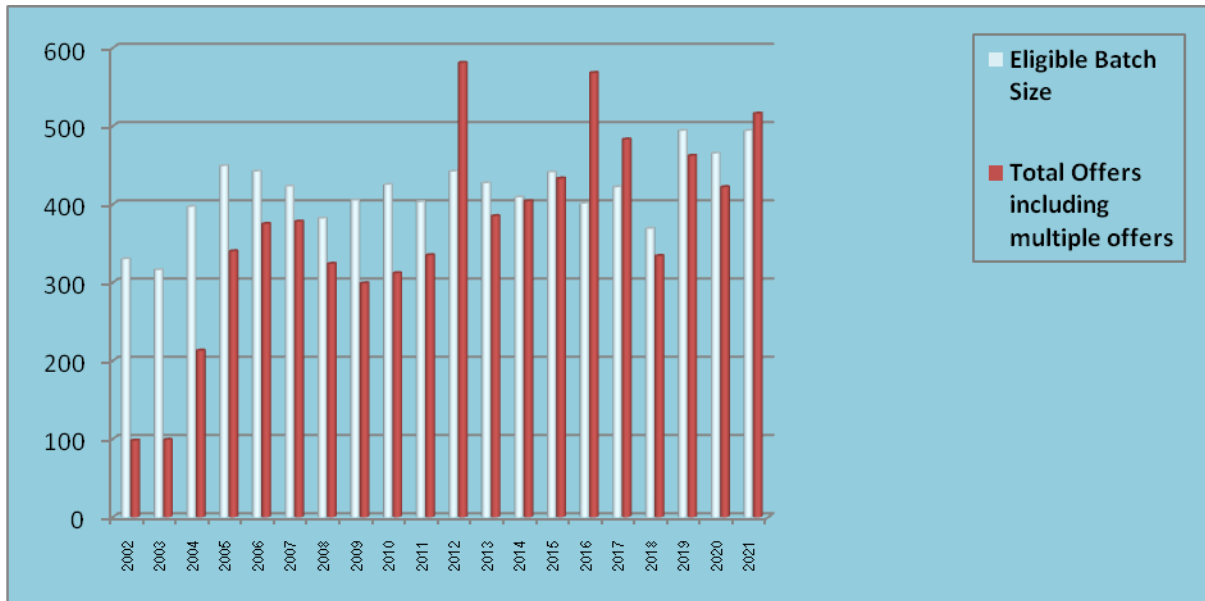
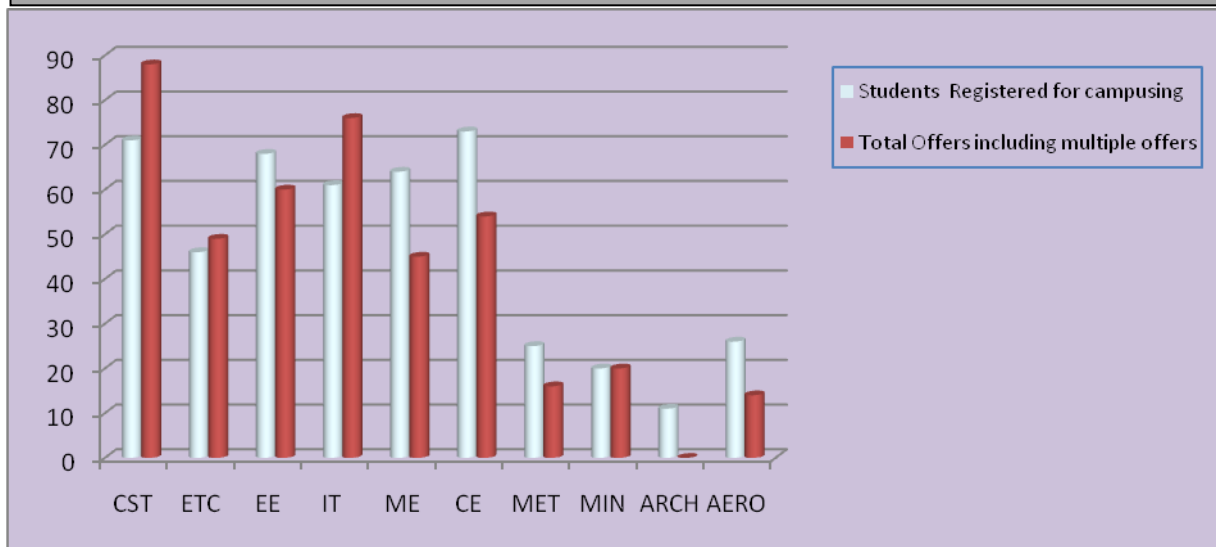


Placement Statistics (2021 pass-out batch)

IIEST-Shibpur : Year-wise Eligible Batch Size vs. Total Offers made through On/Off-Campus Process for UG placement



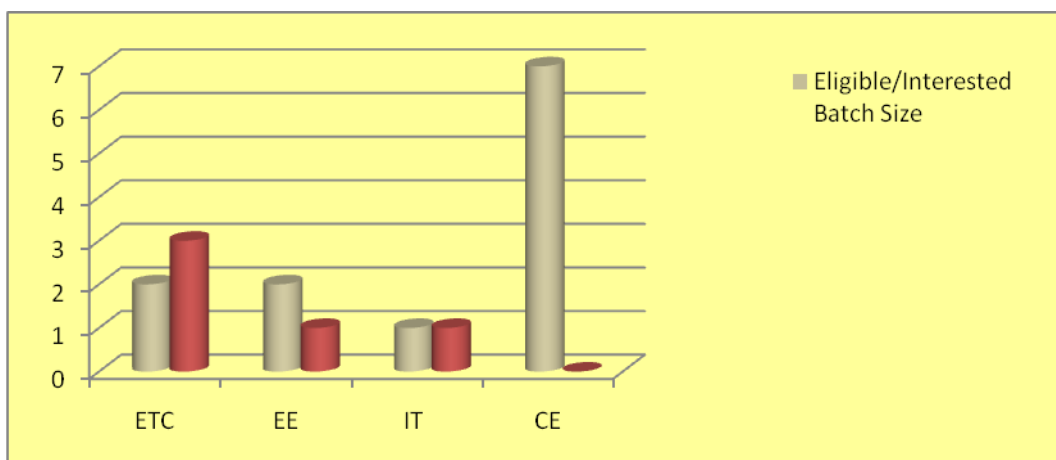
IIEST-Shibpur : Eligible Batch Size vs. Total Offers made through On/Off-Campus Process for UG placement : 2021 pass-out batch



Department Wise Placement Statistics of UG students of 2021 passout batch

Department	CST	ETC	EE	IT	ME	CE	MET	MIN	ARCH	AERO	Total
Interested / Eligible Batch Size	70	55	73	68	56	87	26	29	6	24	494
No. Of selection processes held	68	56	58	63	51	31	29	24	5	16	
Total No.of Offers for UG	87	72	83	94	58	70	20	23	0	9	516
Students who might have secured jobs under individual initiatives / joined higher studies and not placed through campus process	18	12	24	12	14	35	11	11	6	16	

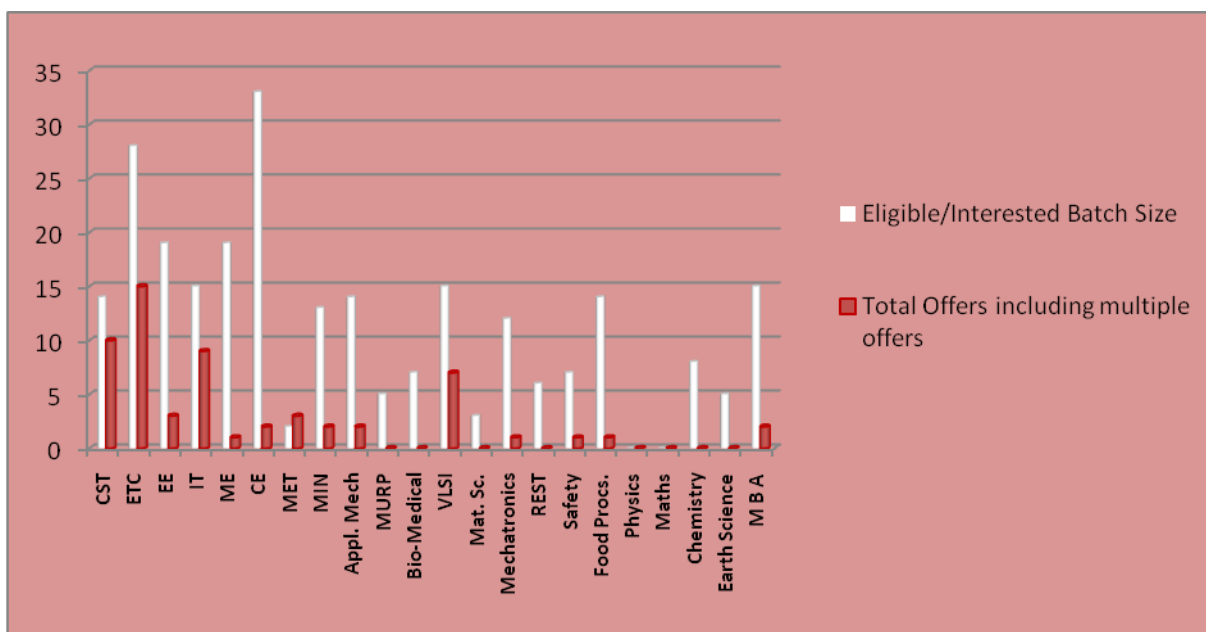
IIEST-Shibpur : Eligible Batch Size vs. Total Offers made through On/Off-Campus Process for Dual Degree placement : 2021 pass-out batch



Department Wise Placement Statistics of Dual Degree students of 2021 pass-out batch

Department	ETC	EE	IT	CE	Total
Interested / Eligible Batch Size	2	2	1	7	12
No. Of selection proceses held	24	19	25	13	
Total No.of Offers for DD	3	1	1	0	5
Students who might have secured jobs under individual initiatives / joined higher studies and not placed through campus process	0	1	0	7	

IIEST-Shibpur : Year-wise Eligible Batch Size vs. Total Offers made through On/Off-Campus Process for PG placement – 2021 pass-out batch



IIEST-Shibpur : Placement Statistics of PG students of 2021 pass-out batch

Department	Interested / Eligible for placement	No. Of selection processes held	Total no. of offers	Students who might have secured jobs under individual initiatives / joined higher studies and not placed through campus process
CST	14	27	10	5
ETC	28	26	15	16
EE	19	22	3	16
ICE	15	22	9	8
ME	19	17	1	18
CE	33	14	2	31
MET	2	11	3	1
MIN	13	12	2	12
Applied Mechanics	14	12	2	12
Arch.	5	1	0	5
Safety	7	9	1	6
Bio-Medical	7	8	0	7
VLSI	15	17	7	11
Mat.Sc.	3	10	0	3
Mechatronics	12	16	1	11
RenewableEnergy(REST)	6	9	0	0
Food Processing	14	4	1	13
Physics	0	7	0	0
Maths	0	8	0	0
Chemistry	8	4	0	8
Earth Science	5	3	0	5
MBA	15	5	2	13
Total	254		59	