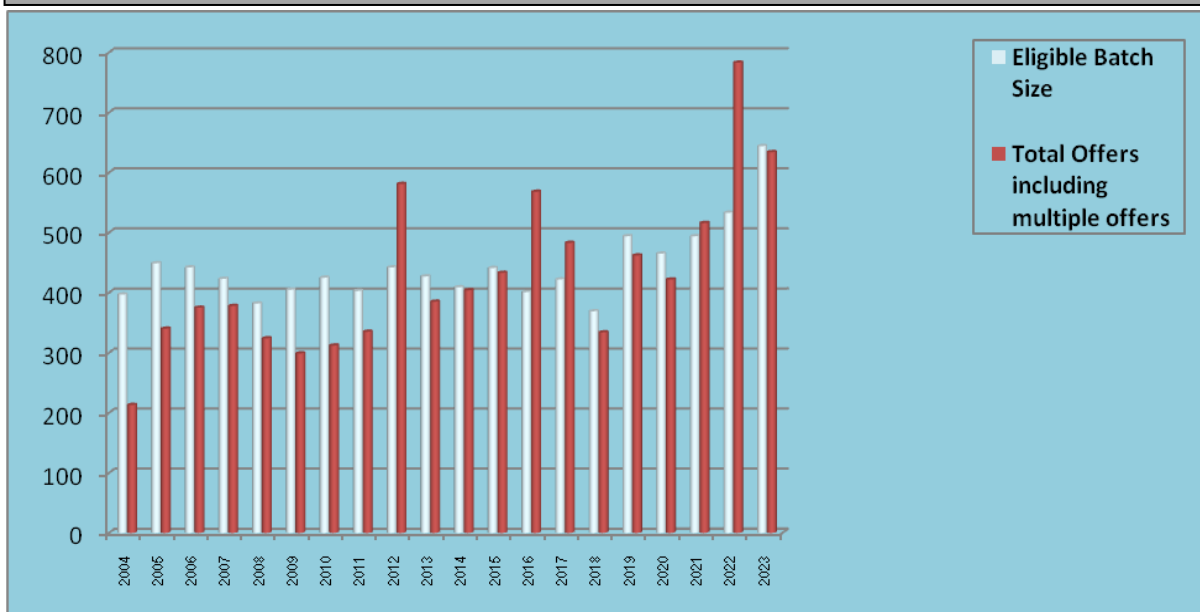
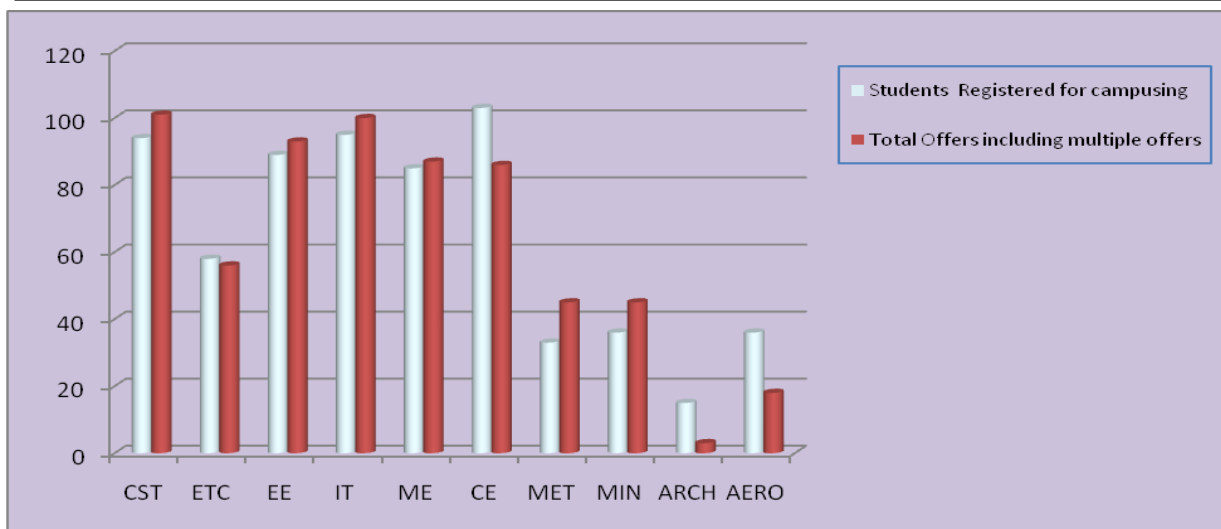


IIEST-Shibpur : Year-wise Eligible Batch Size vs. Total Offers made through On/Off-Campus Process for UG placement

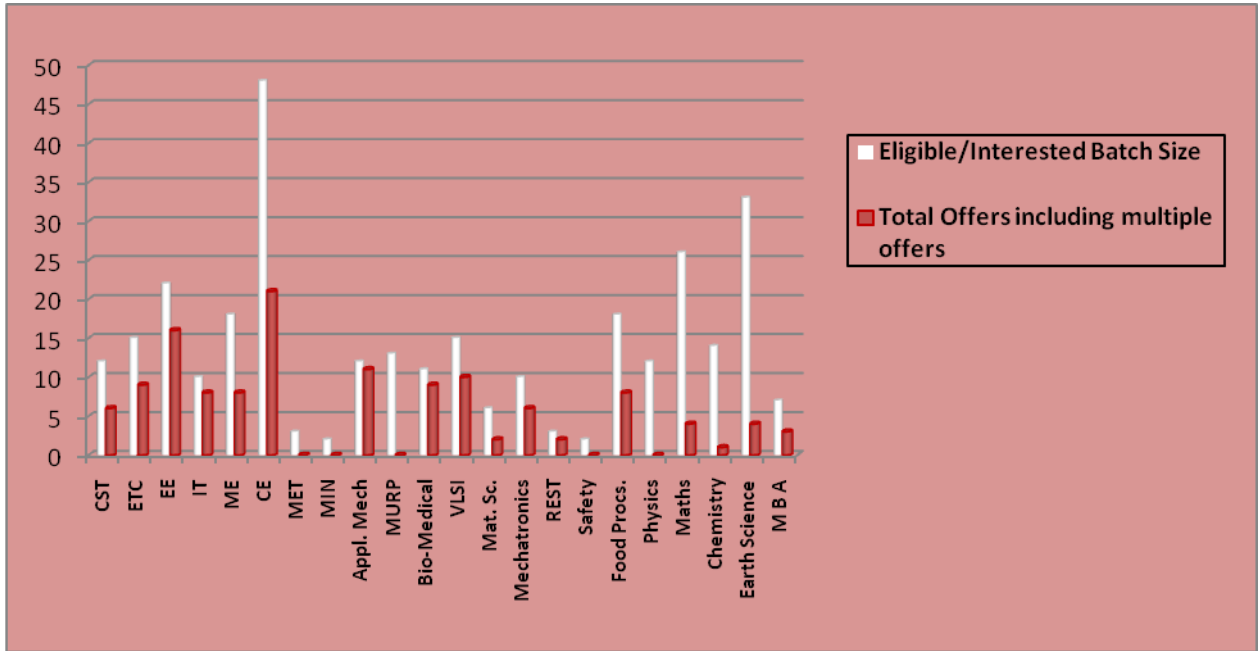


IIEST-Shibpur : Eligible Batch Size vs. Total Offers made through On/Off-Campus Process for UG placement : 2023 pass-out batch



Department Wise Placement Statistics of UG students of 2023 passout batch											
As On 31.7.2023											
Department	CST	ETC	EE	IT	ME	CE	MET	MIN	ARCH	AERO	Total
Interested / Eligible Batch Size	94	58	89	95	85	103	33	36	15	36	644
No. Of selection processes held	84	78	88	78	67	48	34	28	10	24	
Total No. of Offers for UG	101	56	93	100	87	86	45	45	3	18	634
Students who might have secured jobs under individual initiatives / joined higher studies and not placed through campus process	13	13	11	17	13	37	6	8	12	20	
Students Actually Placed	81	45	78	78	72	66	27	28	3	16	494

IIEST-Shibpur : Year-wise Eligible Batch Size vs. Total Offers made through On/Off-Campus Process for PG placement – 2023 pass-out batch



IIEST-Shibpur : Placement Statistics of PG students of 2023 pass-out batch
As on 31.7.2023

Department	Interested / Eligible for placement	No. Of selection processes held	Total no. of offers	Students who might have secured jobs under individual initiatives / joined higher studies and not placed through campus process	Students Actually Placed
CST	12	43	6	6	6
ETC	15	34	9	6	9
EE	22	37	16	10	12
ICE	10	38	8	3	7
ME	18	23	8	13	5
CE	48	20	21	32	16
MET	3	12	0	3	0
MIN	2	11	0	2	0
Applied Mechanics	12	11	2	10	2
Arch.	13	3	0	13	0
Bio-Medical	11	8	9	5	6
VLSI	15	17	10	7	8
Mat.Sc.	8	9	2	6	2
Mechatronics	10	17	6	4	6
Renewable Energy (REST)	9	12	2	7	2
Safety	2	8	0	2	0
Food Processing	18	6	8	10	8
Physics	12	9	0	12	0
Maths	26	12	4	22	4
Chemistry	14	11	1	13	1
Earth Science	33	6	4	29	4
MBA	7	3	3	4	3
Total	323		119		101