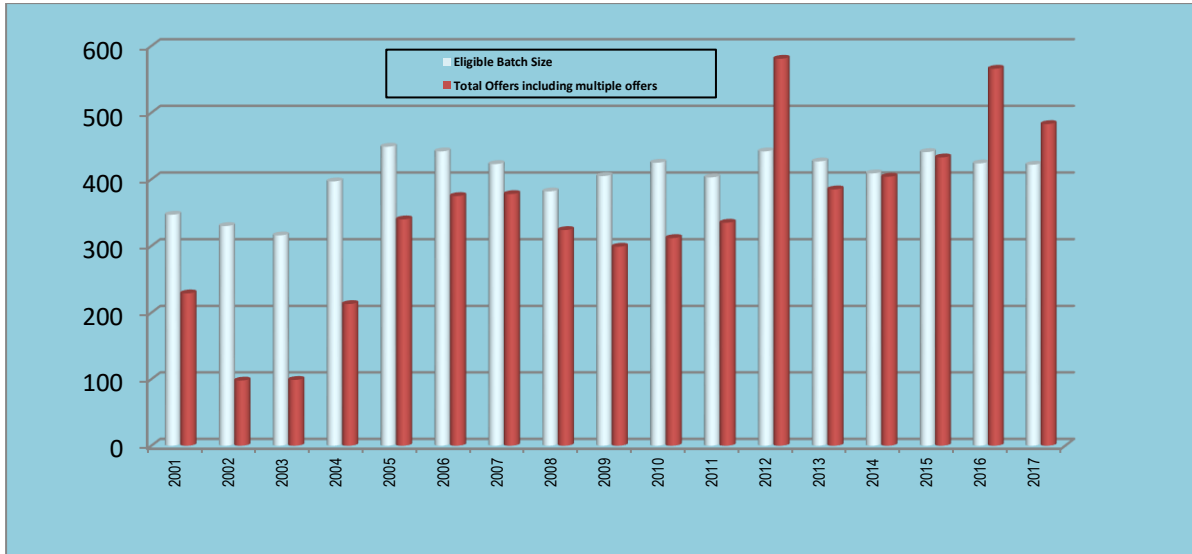
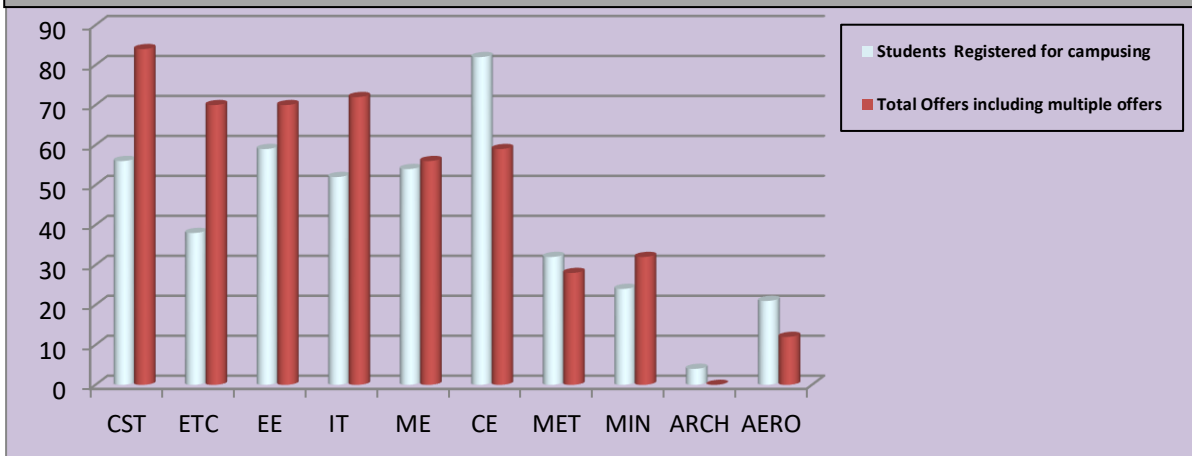


Placement Statistics (As on June, 2017)

IIEST-Shibpur : Year-wise Eligible Batch Size vs. Total Offers made through On/Off-Campus Process for UG placement



IIEST-Shibpur : Eligible Batch Size vs. Total Offers made through On/Off-Campus Process for UG placement - 2017 pass-out batch

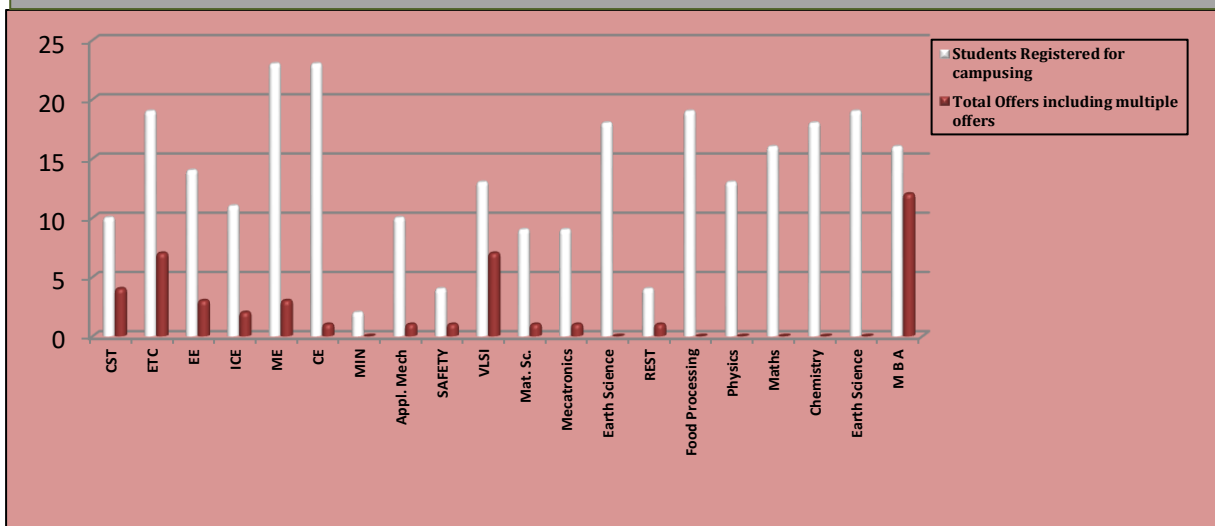


IIEST-Shibpur : Placement Statistics of UG students of 2017 passout batch

Department	CST	ETC	EE	IT	ME	CE	MET	MIN	ARCH	AERO	Total
Batch Size	56	38	59	52	54	88	32	24	17	21	441
Students registered for campusing	56	38	59	52	54	82	32	24	4	21	422
Students without backlog at the commencement of campus season*	47	33	45	50	39	44	15	16	17	9	315
No. Of selection proceses held	33	28	35	29	31	23	17	14	8	11	-
Total No. of offers	84	70	70	72	56	59	28	32	0	12	483
Students with at least ONE offer	48	29	40	39	39	42	17	18	0	9	281

*Students with backlog might not have been considered as eligible for Campus Selection by the recruiters.

IIEST-Shibpur : Year-wise Eligible Batch Size vs. Total Offers made through On/Off-Campus Process for PG placement – 2017 pass-out batch



IIEST-Shibpur : Placement Statistics of PG students of 2017 pass-out batch

Department	CST	ETC	EE	ICE	ME	CE	MIN	Applied Mechanics	Arch.	Safety	VLSI	Mat.Sc.	Mechatronics	Renewable Energy(RE-STI)	Food Processing	Physics	Maths	Chemistry	Earth Science	MBA	Total
Batch Size	10	19	14	11	23	23	2	10	4	4	13	9	10	5	19	13	16	18	19	20	263
Students registered for campusing	10	19	14	11	23	23	2	10	4	4	13	9	9	5	19	13	16	18	19	16	256
Students without backlog at the commencement of campus of season*	10	17	14	9	23	23	2	9	4	4	13	9	9	4	19	10	16	18	16	16	245
No. Of selection processes held	15	12	10	14	9	7	5	8	3	4	10	9	7	3	0	5	5	3	3	7	-
Total no. of offers	4	7	3	2	3	1	0	1	0	1	7	1	1	1	0	0	0	0	0	14	46
Students with at least ONE offer	4	7	3	2	3	1	0	1	0	1	7	1	1	1	0	0	0	0	0	12	44

*Students with backlog might not have been considered as eligible for Campus Selection by the recruiters.