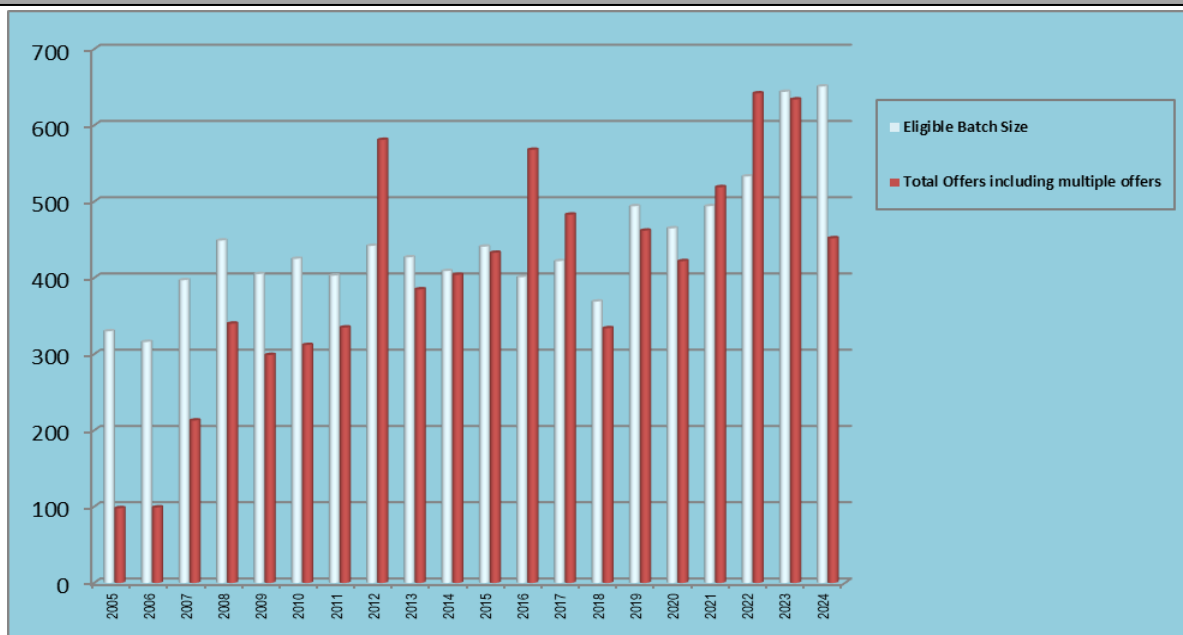
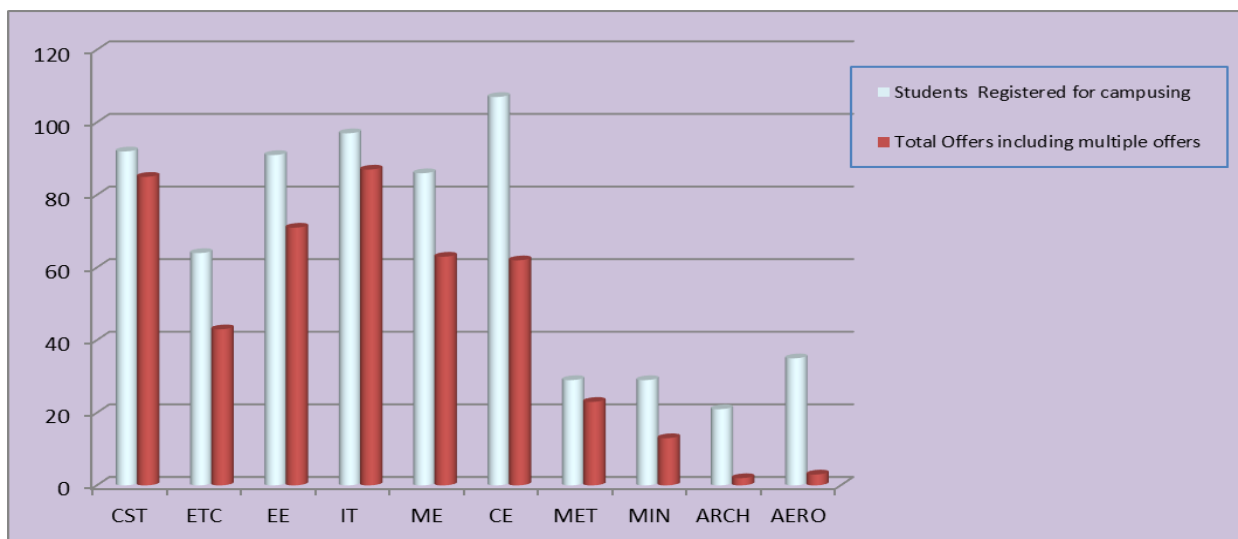


IIEST-Shibpur : Year-wise Eligible Batch Size vs. Total Offers made through On/Off-Campus Process for UG placement



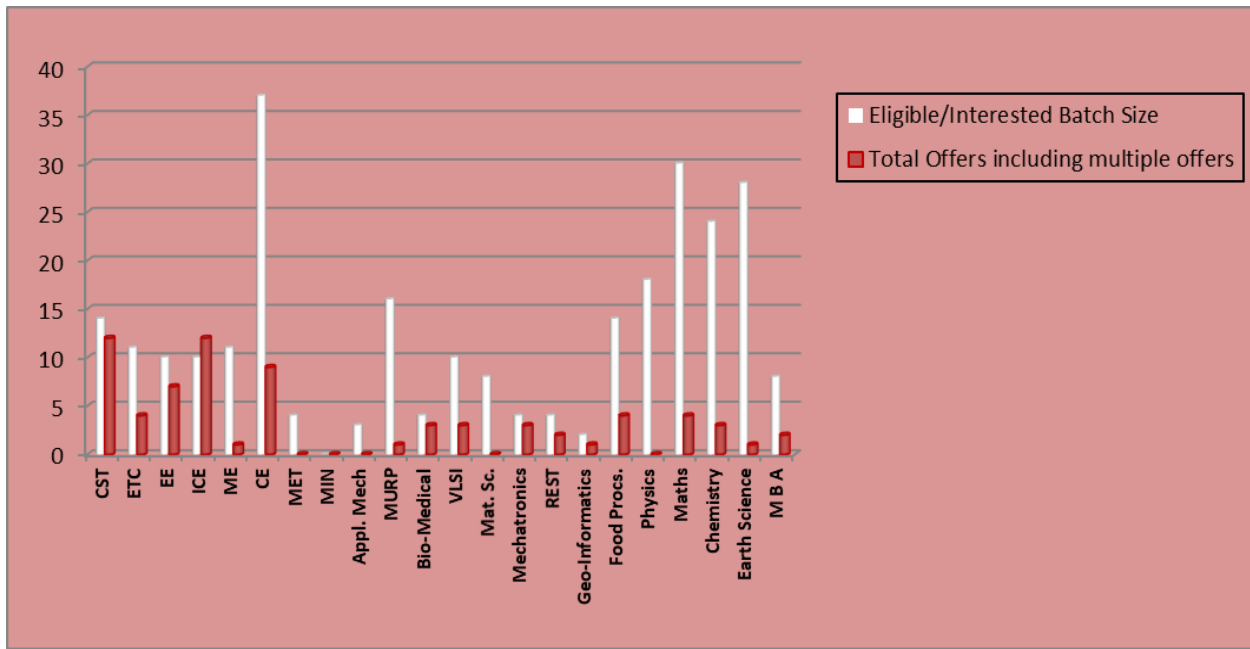
IIEST-Shibpur : Eligible Batch Size vs. Total Offers made through On/Off-Campus Process for UG placement : 2024 pass-out batch



Department Wise Placement Statistics of UG students of 2024 passout batch

| Department | CST | ETC | EE | IT | ME | CE | MET | MIN | ARCH | AERO | Total |
|---|-----|-----|----|----|----|-----|-----|-----|------|------|-------|
| Interested / Eligible Batch Size | 92 | 64 | 91 | 97 | 86 | 107 | 29 | 29 | 21 | 35 | 651 |
| No. Of selection processes held | 64 | 58 | 80 | 61 | 63 | 40 | 33 | 24 | 9 | 19 | |
| Total No. of Offers for UG | 85 | 43 | 71 | 87 | 63 | 62 | 23 | 13 | 2 | 3 | 452 |
| Students who might have secured jobs under individual initiatives / joined higher studies and not placed through campus process | 15 | 26 | 25 | 25 | 25 | 50 | 6 | 16 | 19 | 32 | |
| Students Actually Placed | 77 | 38 | 66 | 72 | 61 | 57 | 23 | 13 | 2 | 3 | 412 |

IIEST-Shibpur : Year-wise Eligible Batch Size vs. Total Offers made through On/Off-Campus Process for PG placement – 2024 pass-out batch



Department Wise Placement Statistics of PG students of 2024 passout batch

| Department | Interested / Eligible for placement | No. Of selection processes held | Total no. of offers | Students who might have secured jobs under individual initiatives / joined higher studies and not placed through campus process | Students Actually Placed |
|-------------------------|-------------------------------------|---------------------------------|---------------------|---|--------------------------|
| CST | 14 | 37 | 12 | 3 | 11 |
| ETC | 11 | 28 | 4 | 7 | 4 |
| EE | 10 | 38 | 7 | 4 | 6 |
| ICE | 10 | 35 | 12 | 2 | 8 |
| ME | 11 | 27 | 1 | 9 | 2 |
| CE | 37 | 23 | 9 | 28 | 9 |
| MET | 4 | 17 | 0 | 4 | 0 |
| MIN | 0 | 14 | 0 | 0 | 0 |
| Applied Mechanics | 3 | 12 | 0 | 3 | 0 |
| MURP | 16 | 3 | 1 | 15 | 1 |
| Bio-Medical | 4 | 11 | 3 | 2 | 2 |
| VLSI | 10 | 19 | 3 | 8 | 2 |
| Mat.Sc. | 8 | 11 | 0 | 8 | 0 |
| Mechatronics | 4 | 15 | 3 | 1 | 3 |
| Renewable Energy (REST) | 4 | 14 | 2 | 2 | 2 |
| Geo-Informatics | 2 | 11 | 1 | 1 | 1 |
| Food Processing | 14 | 7 | 4 | 10 | 4 |
| Physics | 18 | 7 | 0 | 18 | 0 |
| Maths | 30 | 12 | 4 | 27 | 3 |
| Chemistry | 24 | 10 | 3 | 22 | 2 |
| Earth Science | 28 | 5 | 1 | 27 | 1 |
| MBA | 8 | 2 | 2 | 6 | 2 |
| Total | 270 | | 72 | | 63 |