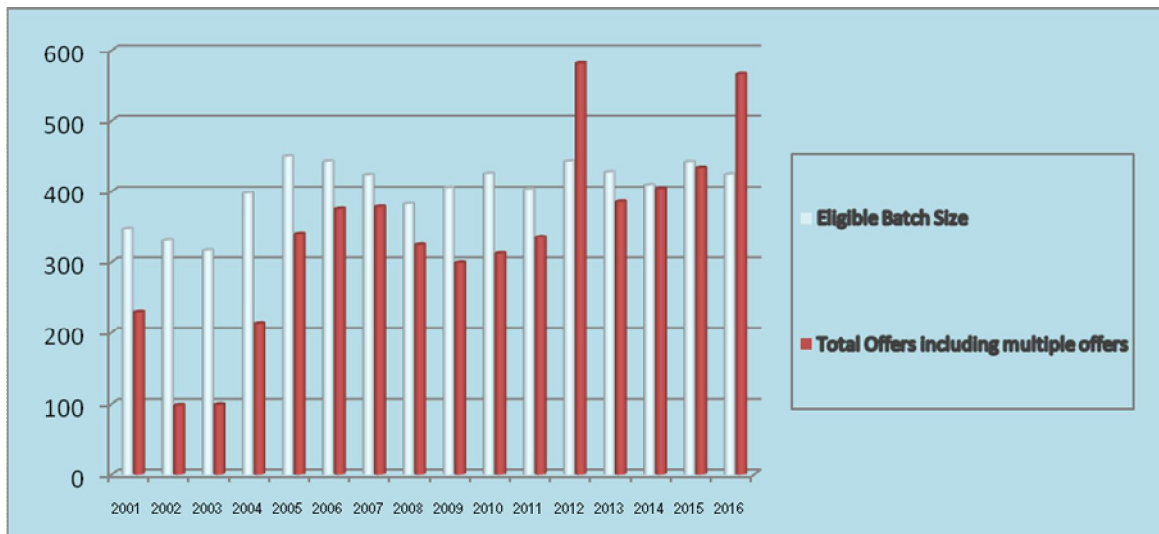
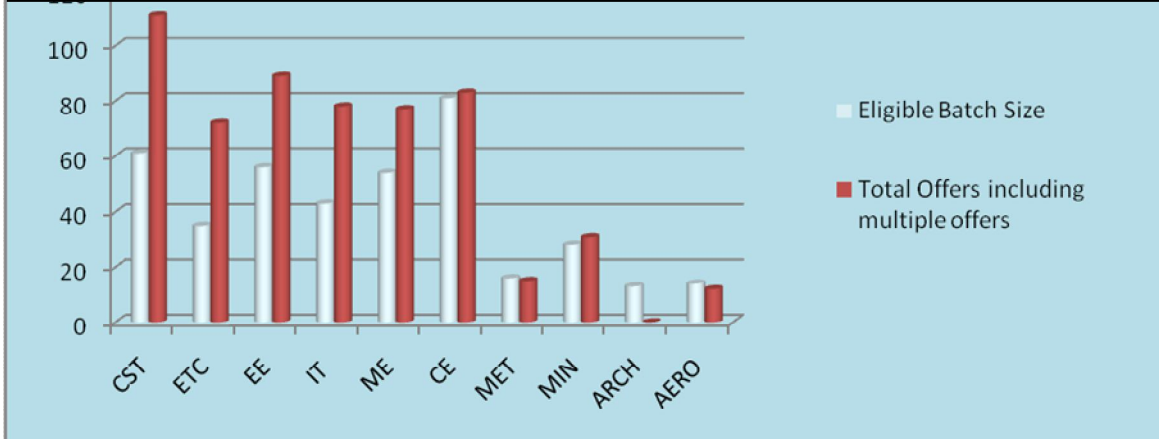


Placement Statistics - 2016 pass-out batch
IEST-Shibpur : Year-wise Eligible Batch Size vs. Total Offers made through On/Off-Campus Process for UG placement.



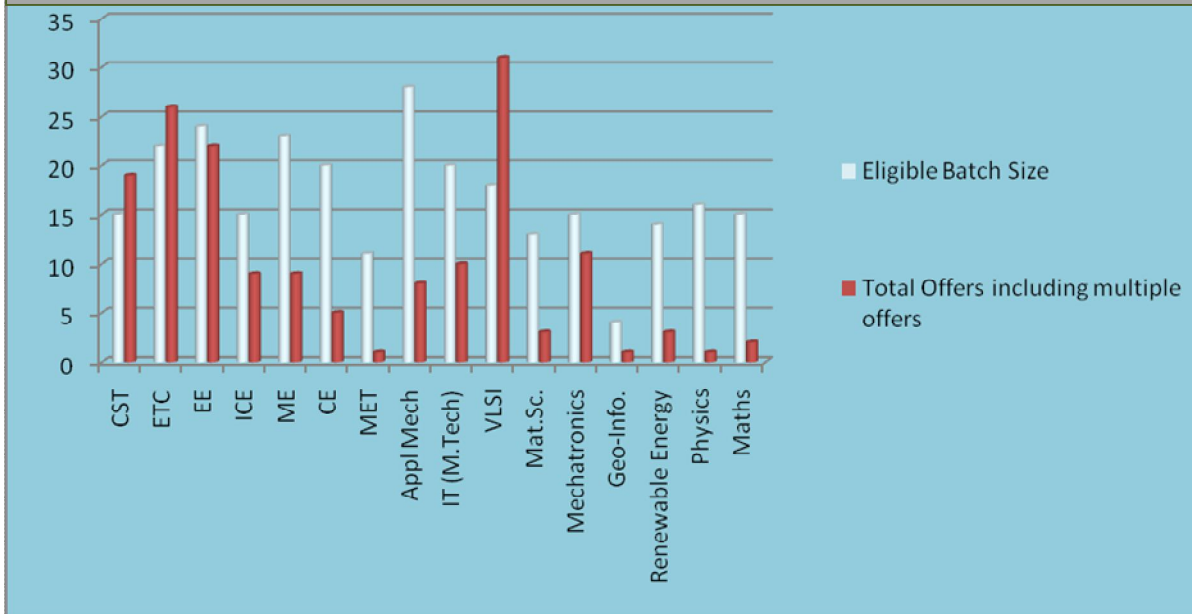
IEST-Shibpur : Year-wise Eligible Batch Size vs. Total Offers made through On/Off-Campus Process for UG placement



IEST-Shibpur : Placement Statistics of UG students of 2016 passout batch

Department	CST	ETC	EE	IT	ME	CE	MET	MIN	ARCH	AERO	Total
Official Batch Size	63	37	60	46	58	88	16	28	13	15	424
Interested / Eligible Batch Size	61	35	56	43	54	81	16	28	13	14	401
No. Of selection processes held	29	29	33	25	46	21	19	13	1	11	
Total No. of Offers for UG	111	72	89	78	77	83	15	31	0	12	566

IEST-Shibpur : Year-wise Eligible Batch Size vs. Total Offers made through On/Off-Campus Process for PG placement.



IEST-Shibpur : Placement Statistics of PG students of 2016 passout batch

Department	CST	ETC	EE	ICE	ME	CE	MET	Aerospace	IT (M.Tech)	VLSI	Mat.Sc.	Mechatronics	Bio-Informatics	Renewable Energy	Physics	Maths	Chemistry	Total
Interested / Eligible Batch Size	15	22	24	15	23	20	11	28	20	18	13	15	4	14	16	15	22	295
No. Of selection processes held	10	13	10	11	10	9	4	11	12	17	9	12	5	5	1	5	3	
Total No. of Offers for PG	19	26	22	9	9	5	1	8	10	31	3	11	1	3	1	2	5	166